

FESTOOL

Simply perfect.

The TS 55 circular saw and guide rail.




Tools for the toughest demands

The TS 55 circular saw

All benefits at a glance

Saw accurately and conveniently

With the TS 55 you can saw even more accurately, even more conveniently and above all in combination with the guide rail. Here are 13 good arguments that are guaranteed to convince you too. Have fun reading – and making perfect cuts! Under www.festool.co.uk you can view the features of the TS 55 as a Flash animation. More information about the TS 55 such as accessories, technical data and much more can also be found on the website. Why not log on now?



So flexible.

The adjustable extractor connector gives you the necessary freedom of movement to work. Up to 30% higher suction power significantly reduces dust when sawing – and prevents damage to your health.



So versatile.

One for all: the plug it cable can be inserted into the tool and removed from it at any time. Practical, eg if you change tools or the cable breaks.




So convenient.

Make yourself comfortable: the Softgrip is particularly soft and non-slip.




So reliable.

Extra long life: the triple-supported motor shaft ensures that the saw runs much quieter.



So adaptable.

Save time: the spring-supported riving knife even makes light work of plunge cuts because it retracts into the housing automatically when plunge-cutting.



So accurate.

With the TS 55, the scribe line is always the cutting edge. Even for mitre cuts.



So splinter-free.

With the attachable splinterguard, you can saw virtually splinter-free on both sides in combination with the guide rail. Your benefit: no reworking and significantly less rejects.



niently.

By the way: a circular saw is definitely a worthwhile purchase. With Festool circular saws not only is your work accurate and particularly time-saving, you also get more out of your circular saw for longer than you do from a conventional saw. Sawing complex light cut-outs or apertures is no problem for circular saws. As long as they are made by Festool, that is. Ask your partner dealer or visit us on the Internet under www.festool.co.uk.



So easy.

Always the optimum saw blade: the FastFix spindle stop makes saw blade changing really easy. The saw blade can be changed conveniently in just a few moves.




So intelligent.

Constantly flexible: the MMC Electronic can set the optimum speed for the material – and keep the speed constant automatically.




So precise.

Optimum coordination: the guidance jaws allow you to adjust the TS 55 to the guide rail tightly, quickly and without tools. This saves you time and prevents unnecessary spoiled workpieces.




So exact.

Precise to the millimetre: thanks to the notched depth stop, you can set the saw depth required exactly.



So clear.

The adjustable cutting indicator can be used to accurately set the cutting angle between 0° and 45° on the easy-to-read angle scale.



So light.

Pure stability: thanks to the segments and the ribbing, the magnesium die-cast plate is not only torsionally rigid, but also stable and sturdy. And all at a significantly reduced weight.

The TS 55 circular saw

In Detail and in Action

The TS 55 really shows its true power when

FastFix saw blade changing



Step 1: open the FastFix lever.



Step 2: Unscrew the Allen screw, change the saw blade and drive the Allen screw back in.



Step 3: close FastFix lever.

So easy.

We all know the problem: if you want to change the saw blade, you normally have to go through an awkward procedure.

It's different with the TS 55. The FastFix spindle stop ensures quick and easy saw blade changing. And also ensures that you saw with the right saw blade and the right speed setting for the material.

And this is how it works: open the FastFix lever. Make a plunge-cut until the you hear the saw latch into place. You now have free access to the Allan screw. You now have both hands free and can replace the saw blade easily. The result speaks for itself: sawing with the right blade means sawing better.

FastFix saw blade changing: always the right saw blade.

Riving knife



So adaptable.

A riving knife is essential for safe working. It's just annoying that you normally have to attach/detach the riving knife before and after the plunge cut. This wastes valuable time.

It's different with the TS 55. The riving knife on the TS 55 retracts into the housing automatically when plunge-cutting. The saw then moves forward and the knife slips into the saw notch behind the saw blade. This means that you can enjoy the benefits of the riving knife, even during plunge-cutting!

The riving knife on the TS 55: maximum safety even for plunge cutting.



↑ Retracted riving knife for plunge-cutting. ↓ Lowered riving knife for sawing.

challenged with difficult applications.

Splinterguard



So splinter-free.

A perfect result is straight and splinter-free. Until you reach this stage, it often requires a lot of reworking.

It's different with the TS 55. The attachable splinterguard offers a bilateral splinterguard in combination with the guide rail. And this is how it works: simply mount the splinterguard supplied in the Systainer onto the housing of the TS 55 and adjust it to the surface of the workpiece. And off you go!

The attachable splinterguard for the TS 55: for outstanding cutting quality.



It is really easy to attach the green splinterguard onto the housing and to adjust it to the right height.

Guidance jaws



So accurate.

Every tenth of a millimetre matters for an accurate result. You had better make sure you're sawing with a guide rail.

The result becomes even more accurate with the TS 55. Here, the rail and the machine fit tightly thanks to the eccentric guidance jaws. And all of this without tools. In this way, you always guide cleanly and exactly parallel. This saves you time and prevents unnecessary spoiled workpieces.

The guidance jaws for the TS 55: maximum cutting precision for high-quality results.



By turning without tools, the guidance jaws can be set to a tight fit on the guide rail.

The TS 55 circular saw

Specialist in all areas

Durability



So reliable.

The electronics and mechanics of the saw are designed for the lowest possible wear. The intelligent electronics and the stable magnesium die-cast construction contribute considerably to the exceptionally long life of the TS 55.

The alloyed material and the ribbed construction make the **magnesium die-cast plate** high-strength and particularly stable. Other advantages: the bilateral fitting for the parallel stop and cover or false joint stop, the low weight and the integrated guidance jaws.

The speed can be adjusted to suit the material: the **MMC Electronic** protect the motor against overload and allow the speed to be set individually to different workpieces. Together with the SSB quick-acting safety brake system this offers you more safety and more durability.

Thanks to the **triple-supported armature shaft** on the TS 55, the motor and gears are given lasting protection. The result: the motor has a longer service life.



Sturdy and precise:
Magnesium die-cast plate.



Variable and safe:
MMC Electronic.



Stable and quiet:
triple-supported motor shaft.

Precision



So clear.

The exact angle indicator, the newly designed swivelling segments and the depth indicator make sawing with the TS 55 extremely accurate.

Exact adjustment: thanks to the very easy-to-read angle scale and the **adjustable angle indicator**, setting the angle accurately between the end positions 0° and 45° is really easy.

Swivel right on the cutting edge: the enforced **swivelling segments** on the TS 55 make this possible. They ensure that the swivel point of the cutting edge is always positioned exactly on the rubber lip of the splinterguard on the guide rail – and that the result is as accurate as possible. This makes sawing along the scribe mark continuously possible.

The TS 55 does not just saw dead-straight, it also saws to the correct depth. Thanks to the **accurate depth stop**, you can set the depth to which you want to saw right down to the millimetre. This is particularly useful for demanding jobs such as repairing parquet floors. The TS 55 is not just a professional like any other: it is a professional with depth.



Easy-to-read and accurate:
angle indicators.



Intelligent and exact:
swivelling segments.



Precise and advanced:
depth indicator.

Systems



So flexible.

Sawing with the TS 55 means sawing with system because our top product is integrated into a high-quality system. The suction hose and power cable are combined into just one hose at Festool. This makes it easy to change the cable and hose at the machine. Thanks to the construction of the extraction channels on the TS 55, the suction power is up to 30% higher*.

One cable for all tasks: when changing tools you can simply change the **plug it connection** with the extractor hose. Quick and convenient. The bayonet fitting ensures a safe contact between the tool and the cable. Even cable breaks are no longer a problem with plug it.

Finally free: with the **rotating extractor connector** from Festool you can now work without being interrupted. The extractor connector can be swivelled by 360° and can be adapted ideally to any work position. It can, for example, be fed on the left or right of the guide rail, making it more convenient to guide the circular saw. Extractor hoses with 27 mm and 36 mm diameters are easy to mount on the extractor connector – and this does not require an adapter.




Easy and direct:
plug it cable.



Flexible and effective:
rotating extractor connector.

* available as accessory

Standard saw blade



Description and application

Carbide-tipped zigzag tooth/positive for all woods, building panels, soft plastics and coarse cuts

Dimensions: 160 x 2.5 x 20 mm,
Number of teeth: 12, tooth shape: W

160x2.5x20 W12
Order no. 487377

Universal saw blade



Description and application

Carbide-tipped zigzag tooth/positive for all woods, building panels, soft plastics and medium cuts

Dimensions: 160 x 2.5 x 20 mm,
Number of teeth: 28, tooth shape: W

160x2.5x20 W28
Order no. 490516

Panther saw blade



Description and application

Carbide-tipped panther zigzag tooth/positive for quick sawing with less force, particularly for rip cutting in solid wood

Dimensions: 160 x 2.5 x 20 mm,
Number of teeth: 14, tooth shape: PW

160x2.5x20 PW14
Order no. 439685

Fine tooth saw blade



Description and application

Carbide-tipped zigzag tooth/positive for veneered and coated panels, solid wood, MDF, clean cuts

Dimensions: 160 x 2.2 x 20 mm,
Number of teeth: 48, tooth shape: W

160x2.2x20 W48
Order no. 491952

Special saw blade



Description and application

Carbide-tipped flat trapezoidal tooth/negative for aluminium panels and profiles, hard and fibre-reinforced plastics

Dimensions: 160 x 2.5 x 20 mm,
Number of teeth: 56, tooth shape: TF

160x2.5x20 TF56
Order no. 439686

Special saw blade for laminate



Description and application

Carbide-tipped flat trapezoidal tooth/positive for laminate floor machining and polymer materials (Corian, Varicor)

Dimensions: 160 x 2.6 x 20 mm,
Number of teeth: 48, tooth shape: TF


160x2.6x20 TF48
Order no. 489457

The guide rail

All benefits at a glance

Proven and improved.

We have now significantly improved our established guide rail. Well-designed details make your day-to-day work easier and lead to high-quality results in little time. The previous guide rails together with their accessories are completely compatible with the guide rail. As usual, working with Festool means working with a system.




Safety without lifting the blade out: the return stop

Mounted on the guide rail, the return stop is used as an exact guide stop and helps with precise plunge-cutting. Simply mount it in the second, open groove on the guide rail.




Direct angle transfer thanks to the combi-bevel

With the combi-bevel, not only can angles be measured, they can also be transferred directly onto the workpiece. The integrated, easy-to-read scale provides the necessary clarity.



Splinter-free on both sides: the splinterguard

The guide edge with elastic rubber lip is used as an essential splinterguard. It presses along the cutting edge onto the workpiece, ensuring precise and virtually splinter-free cutting edges without reworking. In conjunction with the attachable splinterguard on the TS 55, even virtually splinter-free cuts on both sides are possible.



Smooth working: the sliding surfaces

The sliding surfaces on the top side of the guide rail reduce push resistance and save your energy.



Clamping with just one hand: the FS Rapid


The FS Rapid makes it possible to clamp and position workpieces with just one hand.

Easy-to-combine

The guide rail can easily be combined with the previous guide rail system. The accessories and guide rails can be used together with the appropriate adapters. The LR 32 hole series system makes routing a row of holes for shelves and false floors amazingly simple. As usual, you can also use the guide rail for circular saws, jigsaws and routers. For example, for our OF 1010 and OF 2000 routers or our PS 300 jigsaw.



PS 300



OF 1010



OF 2000

A comfortable fit: the jointing system

Using the connector, two guide rails can be conveniently joined together and aligned.

Completely compatible

The previous guide rails can be joined with the guide rails without any problems. The previous accessories can, of course, also continue to be used with the guide rail.

Keeps things tidy: the deflector

The deflector prevents the suction hose and the cable getting tangled on the end of the guide rail.

Secure fixing: clamp and lever clamp

A secure and stable hold on workpieces can be achieved with the clamp and the lever clamp, which can be conveniently secured in the groove on the guide rail. The notches on the lever clamp guarantee stability even in the event of strong movement.

The TS 55 circular saw and the guide rail

Data and Facts

TS 55 EBQ circular saw



Unique in its versatility!

- Non-tiring work thanks to particularly low weight.
- FastFix spindle stop for quick and easy saw blade changing.
- Virtually splinter-free cuts on both sides thanks to the splinterguard on the guide rail and the attachable splinterguard.

Stops and accessories



Description and application

Parallel stop/table widener for TS 55
Bilateral parallel stop, also usable as table widener

PA-TS 55, Order no. 491469

Cover/false joint stop for TS 55
Cover for enhanced dust extraction, eg when sawing MDF, also usable as a false joint stop for sawing false joints

ABSA-TS 55, Order no. 491750

Splinterguard for TS 55
For splinter-free cuts, splinter-free on both sides when used with guide rail
Qty. in pack: 5 x splinterguards,
1 x locking screw

SP-TS 55, Order no. 491473

Version

Order no.

Scope of delivery: HW fine-tooth saw blade Z48, operation tool

With electronics

+ TS 55 EBQ-Plus-FS	Guide rail FS 1400/2 In a Systainer (with splinterguard)	561192
TS 55 EBQ-Plus	In a Systainer (with splinterguard)	561171
+ TS 55 EQ-Plus-FS 110V	Guide rail FS 1400/2 In a Systainer (with splinterguard)	561311
TS 55 EQ-Plus 110V	In a Systainer (with splinterguard)	561173

Scope of delivery: HW universal saw blade Z28, operation tool

Without electronics

+ TS 55 Q-Plus-FS	Guide rail FS 1400/2 In a Systainer (with splinterguard)	561242
TS 55 Q-Plus	In a Systainer (with splinterguard)	561302

Technical data

with electronics

without electronics


Power output	1200 W	1050 W
Saw blade speed	2000 – 5200 rpm	6500 rpm
Saw blade diameter	160 mm	160 mm
Inclined position	0° – 45°	0° – 45°
Cutting depth at 90°	0 – 55 mm	0 – 55 mm
Cutting depth at 45°	0 – 43 mm	0 – 43 mm
Connection for dust extraction, dia.	27/36 mm	27/36 mm
Weight	4.4 kg	4.4 kg



Using the TS 55 to saw MDF: clean, quick and tested for use on building sites.



Guide rails



The Expert in Guidance.

- Clean, splinter-free cuts thanks to the guide system with the splinterguard.
- Dead-straight results when sawing and routing with the guide rail.
- Convenient use of professional accessories thanks to the second groove.

Version	Order no.
FS 800/2 Length: 800 mm	491499
FS 1080/2 Length: 1080 mm	491504
FS 1400/2 Length: 1400 mm	491498
FS 1900/2 Length: 1900 mm	491503
FS 2400/2 Length: 2400 mm	491502
FS 3000/2 Length: 3000 mm	491501
FS 5000/2 Length: 5000 mm	491500
Rails for rows of holes	
FS 1080/2-LR 32 Length: 1080 mm	491621
FS 2424/2-LR 32 Length: 2424 mm	491622



Using the TS 55 to saw timber floors: clean and quick.

System accessories



Description and application

Combi-bevel
for mounting in the 2nd groove on the guide rail, makes precise angled cuts between 0° and 180° possible

FS-KS, Order no. 491588

Return stop/Guide stop
is inserted into the 2nd groove on the guide rail and overlaps the base plate of the circular saw for TS 55, ATF 55, AP 55, AT 65, AP 65, AP 85

FS-RSP, Order no. 491582

Sliding surface
Spare sliding surface for guide rail, 10 m roll

FS-GB 10M, Order no. 491741

Quick-action clamp
for clamping and positioning the Festool guide rails
Scope of delivery: blade clamps, fixed clamps
Qty. in pack: 1

FS-RAPID, Order no. 489790

Lever clamp
Quick and easy clamping
Fitting width: 60 mm

FS-HZ 160, Order no. 491594

Screw clamp
Polished steel version
Fitting width: 120 mm, Qty. in pack: 2

FSZ 120, Order no. 489570

Fitting width: 300 mm, Qty. in pack: 2

FSZ 300, Order no. 489571

Connector
for connecting two guide rails for long workpieces,
Qty. in pack: 1

FSV, Order no. 482107

Deflector
prevents the suction hose and the cable getting tangled on the end of the guide rail.

FS-AW, Order no. 489022

Splinterguard
Spare splinterguard for guide rail

Length: 800 mm
FS-SP 800, Order no. 488468

Length: 1400 mm
FS-SP 1400, Order no. 483164

Length: 3000 mm
FS-SP 3000, Order no. 488467

Adhesive sole plate
Spare adhesive sole plate for guide rails,
10 m roll

FS-HU 10M, Order no. 485724

[Home](#)[About Festool](#)[Find Festool](#)[Products](#)[Customer Service](#)[Downloads](#)[Press area](#)[Contact us](#)

Your link to more information...

On our Festool website you can find information about

- the complete product range,
 - detailed introductions of our new products,
 - Dates of Exhibitions and Open Days with Festool,
 - the registration for our Festool Facts online Newsletter,
 - Brochures, price lists, the catalogue and user manuals for you to download,
 - countless product animations,
 - our comprehensive service offer,
 - interesting reports about Festool products from the press,
 - exciting quiz and competitions - always with the chance to win something great,
 - ...
- and all of this at your leisure.

FESTOOL

www.festool.co.uk

TTS Tooltechnic Systems GB Ltd

Saxham Business Park
Saxham

Bury St Edmunds
Suffolk, IP28 6RX
GREAT BRITAIN

Phone: +44 (0) 1284 760791

Fax: +44 (0) 1284 702156

E-mail: info@festool.co.uk

www.festool.co.uk

Three years guarantee – that means three years security.



Festool grants a 1 year guarantee from the date of purchase, as long as the tool has been used correctly. This guarantee is automatically extended by a further two years, provided that the warranty form with every new tool is completed correctly and returned to Festool GB within 30 days of the date of purchase.

Dealer

